

Maintenance


PROCEDURE FOR PROPER CLEANING OF CONVECTION FAN(S) FOR END LOADING UNITS (EL, EL-EC, EL-ED, EL-ES, EL-EW, EL-IB, SDL, SDL-X, SRO, SSJ, SSJ-AE, SSO/SSI, VS-3, VS-4)

Disconnect Main Power to Unit & Make Sure Unit is Cooled Completely...


Step 1 – Remove Service Panel located at the Back of the Unit.




Step 2 – Unplug the Disconnect



Step 3 – Loosen Nuts from the Convection Fan Motor Mount



Step 4 – Remove Nuts, Lock Washers & Washers



Step 5 – Place a Firm Hold on the Motor Mount & Motor



Step 6 – Slowly Remove the Convection Fan Assembly. Be Careful not to Damage Blade.



Step 7 – Place Convection Fan Assembly on a Table or Counter. * Place 2 or 3 drops of Oil in Each Oil Port



Step 8 – Clean Build-up Completely. Check Set Screws and Inspect Blades for Signs of Imbalance or Irregularities.

